



# SAN CARLOS APACHE TRIBE

## 2024 GENERAL ELECTION


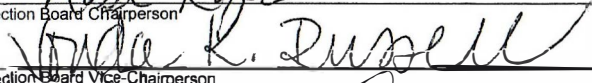

November 5, 2024

### OFFICIAL ELECTION RESULTS

GILSON WASH TRIBAL COUNCIL		ABSENTEE	EARLY-IN PERSON	GILSON WASH			TOTALS	%
ANTHONY BUSH, JR.		0	36	101			137	14.30%
RAINY FERREIRA		0	44	131			175	18.27%
BARBARA O. MAY		4	232	410			646	67.43%
PERIDOT TRIBAL COUNCIL		ABSENTEE	EARLY-IN PERSON	PERIDOT		TOTALS	%	
DR. JOHN BUSH		38	286	502		826	54.31%	
KEVIN CASSADORE		4	72	176		252	16.57%	
VIRGILENE EDWARDS		11	98	158		267	17.55%	
CHRISTOPHER THORNE		3	33	140		176	11.57%	
SEVEN MILE TRIBAL COUNCIL		ABSENTEE	EARLY-IN PERSON	SEVEN MILE		TOTALS	%	
JOHN ANTONIO JR.		0	79	432		511	100.00%	
BYLAS TRIBAL COUNCIL		ABSENTEE	EARLY-IN PERSON	BYLAS		TOTALS	%	
ALEJANDRO BENALLY, SR.		3	55	300		358	16.54%	
CHRIS DUNCAN		3	50	216		269	12.43%	
JONATHAN KITCHEYAN		4	173	525		702	32.44%	
EUGENE DAVID NOZIE		3	176	496		675	31.19%	
THERON G. OLIVAR		1	29	130		160	7.39%	
OVERALL STATISTICS		ABSENTEE	EARLY-IN PERSON	GILSON WASH	PERIDOT	SEVEN MILE	BYLAS	TOTALS
TOTAL ELIGIBLE VOTERS		12562	12562	3190	4072	2640	2660	12562
TOTAL VOTERS CASTING BALLOTS		68	1129	642	976	432	845	4092
% OF VOTERS PARTICIPATING		0.54%	8.99%	20.13%	23.97%	16.36%	31.77%	32.57%

#### CERTIFICATION

We, the undersigned election officials of the San Carlos Apache Tribe, do hereby certify that the above to be a true and accurate abstract of the votes cast in the general election held on Tuesday, November 5, 2024. We further certify that said election was held in accordance with the Election Ordinance of the San Carlos Apache Tribe.

  
 Election Board Chairperson  
  
 Election Board Vice-Chairperson  
  
 Election Board Member

